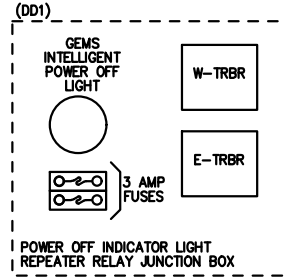
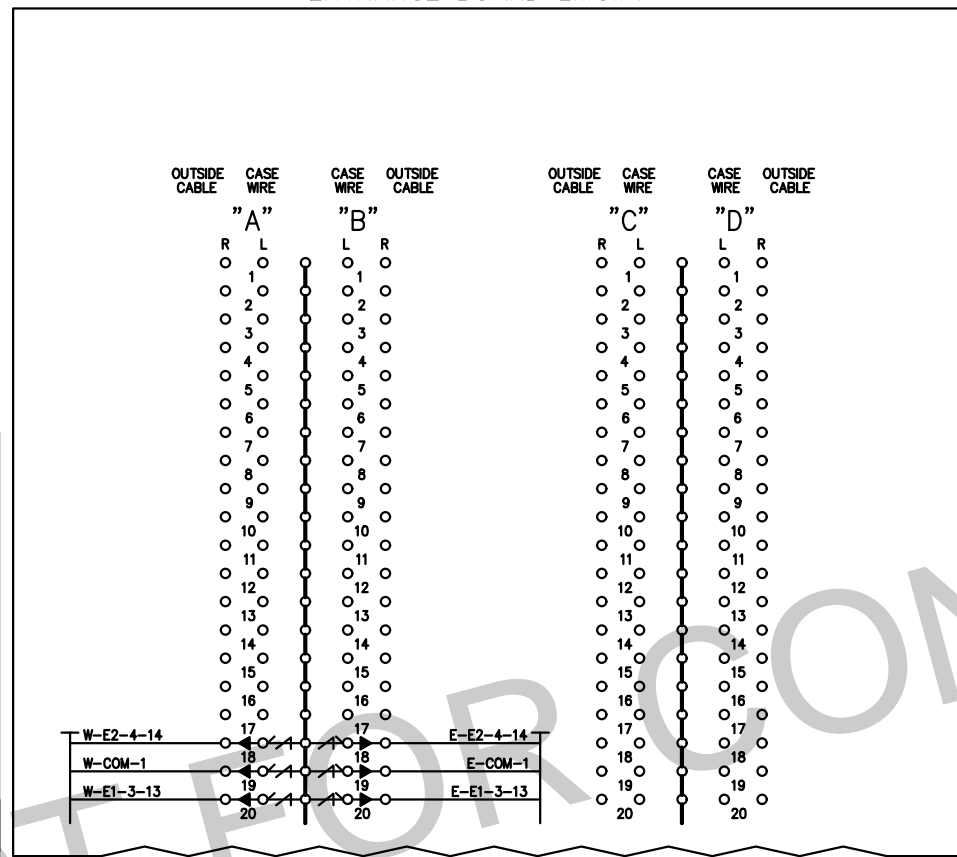
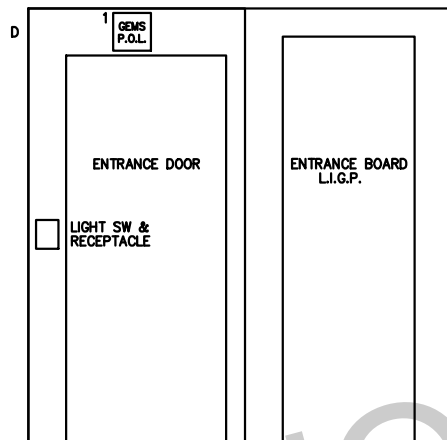


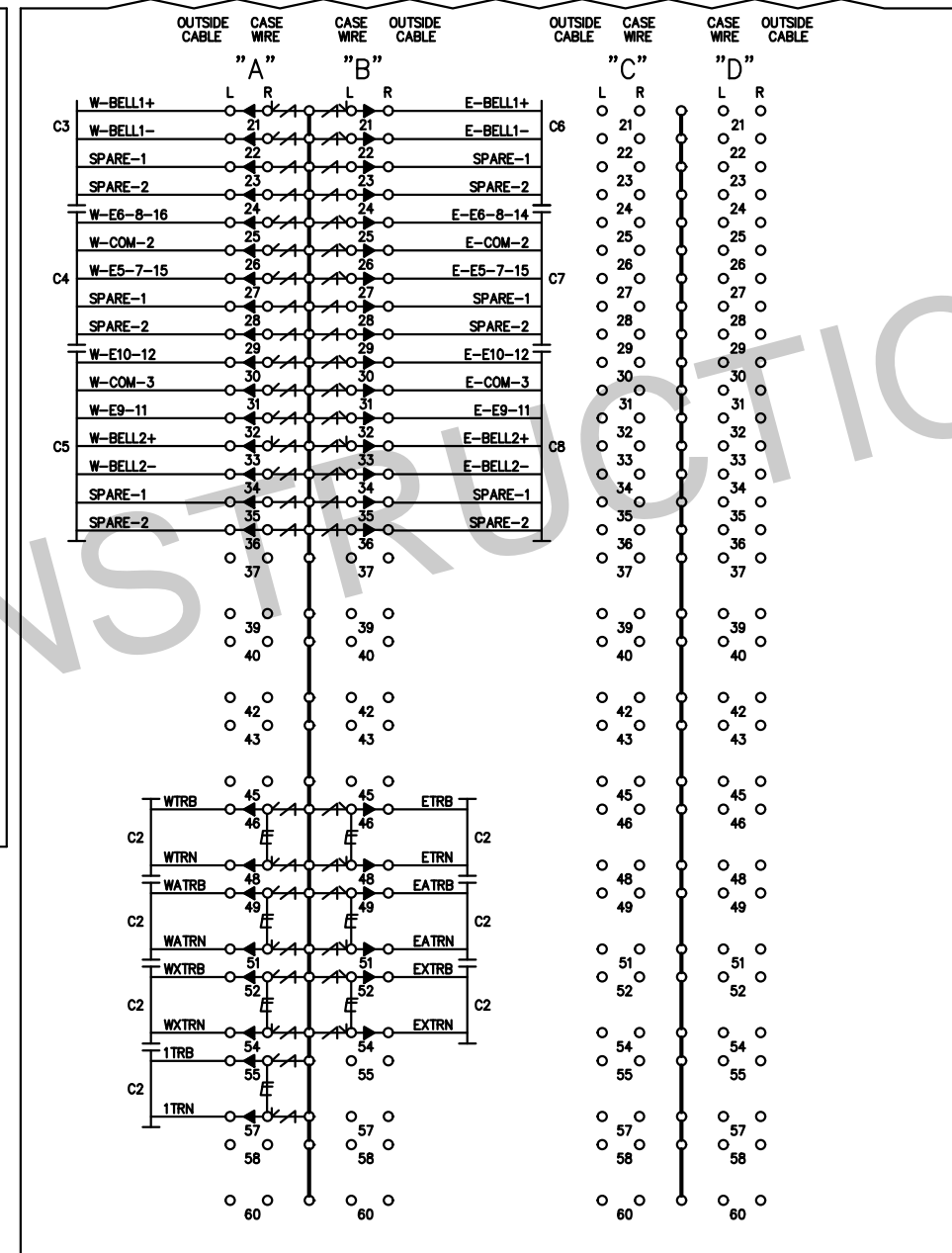
ENTRANCE BOARD L.I.G.P.



SIDE VIEW: SIDE D



INSIDE



NOTES

- 1) E DENOTES EQUALIZER
- 2) / DENOTES LIGHTNING ARRESTER
- 3) ⚬ DENOTES GROUND PLANE

B.M. ELEV.	
CONSTRUCTION COMPLETION DATE: YYYY MM DD	
DESIGNED BY	JAB(WSP)
CHECKED BY	HH(WSP)
DRAWN BY	JAB(WSP)
APPROVED BY	RY(WSP)
SCALE: HORIZONTAL	NTS
VERTICAL	NTS
ISSUED FOR TENDER	2020-01-31 WSP
NO.	REVISIONS DATE BY

DESIGNED BY: JAB(WSP)
 CHECKED BY: HH(WSP)
 DRAWN BY: JAB(WSP)
 APPROVED BY: RY(WSP)
 SCALE: HORIZONTAL NTS, VERTICAL NTS
 RELEASED FOR CONSTRUCTION
 DATE: 2020 01 31
 DATE YYYY-MM-DD

ENGINEER'S SEAL
 CONSULTANT DRAWING NUMBER
 GWWD067.23PA019_SW

THE CITY OF WINNIPEG
 WATER AND WASTE DEPARTMENT
 ENGINEERING DIVISION

THE GREATER WINNIPEG WATER DISTRICT RAILWAY
 PTH 1 HIGHWAY CROSSING WARNING SYSTEMS Mi.67.18 & Mi.67.28

BUNGALOW LAYOUT SIDE D & L.I.G.P.

SHEET 19 OF 20
 CITY DRAWING NUMBER
 1-0754R-E0019-001